



SUA-110H45x-x-S175

SHELL MATERIAL :

Blank : BRASS
I : SPCC

Color
White : W
Black : B
Red : R

SPECIFICATIONS

Electrical:

- 1.Current Rating: 1.5A / contact terminal
- 2.Voltage Rating: 30V DC
- 3.Contact Resistance: 30 mΩ Max
- 4.Dielectric Withstanding Voltage: 500 V AC AT Sec Level
- 5.Insulation Resistance: 1,000 MΩ Min

Mechanical:

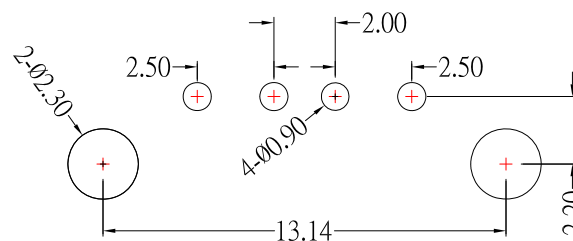
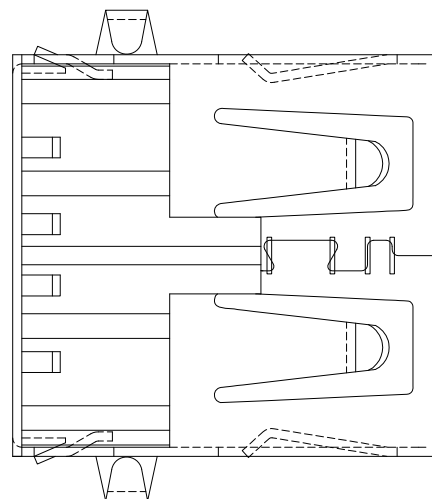
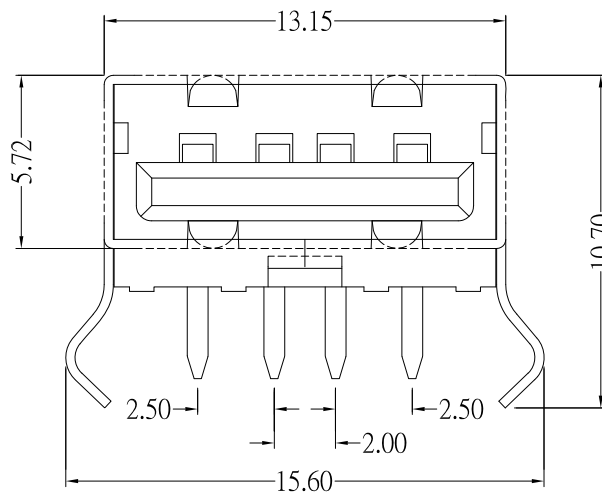
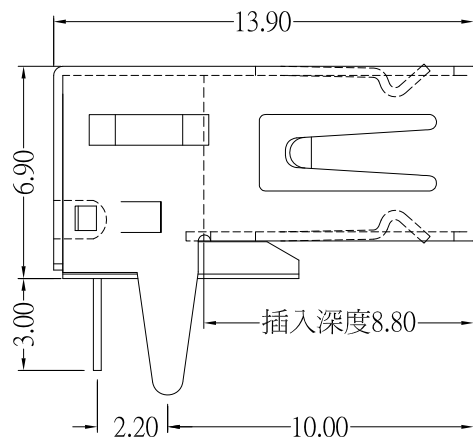
- 1.Connector Mate and Unmate Force
Mate force: 3.57 kgf (Max)
Unmate force: 1.02 kgf (Min)
- 2.Terminal Retention: 1.2 kgf (Min)

Material:

- 1.Housing: PBT
- 2.Contact: Brass
- 3.Shell: Brass / SPCC

Finish:

- 1.Contact: Plated Gold in Mating Area ;
Tin Plated on Solder Balls
Nickel under plated overall
- 2.Shell: Nickel under Plated surface layer



P.C.B LAYOUT MOUNTING PATTERN



TOLERANCE UNLESS OTHERWISE STATED

Up to 5	±0.2
Above 5 ~ 15	±0.3
Above 15 ~ 30	±0.4
Above 30 ~ 50	±0.5
Angle	±0.3°

3RD. ANGEL'S

UNITS MM

DRAWN BY: Jack Lu
CHECKED BY: Jacky Chen
APPROVED BY: Tony Kao

DATE: 06/08/17
DATE: 06/08/17
DATE: 06/08/17

MAT'L		TITLE	CONNECTOR
FINISH		MODLE	USB AF DIP 90度 無捲邊膠芯反向 腳距 2.2
SCALE	1 : 1	DWG NO.	SUA-110H45x-x-S175
SHEET NO.	1 of 1	PART NO.	SUA-110H45x-x-S175
		SIZE	A4
		VER	R1

1	新增插入深度尺寸	Jack	060817
ITEM NO.	DESCRIPTION	DRAWN	DATE